



MIVOICE 6910 IP PHONE FOR MIVOICE CONNECT








Make a Call

- Lift the handset, press the **Line** key or press the  key, and at the dial tone, enter the number.
- Enter the number and press the  **Dial** key.




Redial

1. Press the  key once to access a list of recently dialed numbers.
2. Use the  and  navigation keys to scroll through the entries.
3. Lift the handset or press the  key or press the  to redial the selected number.




Answer a Call

- Lift the handset.
- Press the **Line** key and lift the handset.
- Press the  key for handsfree operation.





End a Call

- Place the handset back in its cradle.
- Press the  key.




Mute/Unmute a Call


- Press the  key while on an active call to mute the microphone for your handset, headset, or speaker.
- Press the  key again to unmute the audio.



Conference Call



1. While on an active call with one of the contacts with whom you want to create a conference, press the  key. The active call is placed on hold.

2. Enter the conference target's number.

3. Wait for an answer and then press the  key to complete the conference call.




Hold/Resume a Call

- To place an active call on hold, press the  key.
- To resume the call, press the  key again or press the respective **Call Appearance** programmable key.



Transfer a Call


1. While on an active call with the party you wish to transfer, press the  key. The active call is placed on hold.

2. Enter the transfer recipient's number and press the  key.




Voicemail

Contact your System Administrator to configure voicemail.

1. Press the  key to access your voicemail service.
2. Enter your voicemail password followed by #.



Directory


Press the  key to access your phone's directory.

You can use the Directory to quickly look-up and dial a person's extension.

You can set the sorting preference for your contacts using either first name or last name.




Call History

Press the  key to access your call history. A list of your missed, outgoing, and received calls is displayed.

You can view, delete and dial out to call history entries.



Common Star Codes

Park a call	 + *11 + extension
Unpark a call	*12 + extension
Pick up a Remote Extension	*13 + extension
Pick up the Night Bell	*14
Use the Intercom	*15 + extension
Barge In	*16 + extension
Silent Monitor	*17 + extension
Toggle Hunt Group	*18 + Hunt Group's extension status
Whisper Page	*19 + extension
Silent Coach	*22 + extension



More Information

For details on all the available features and options, refer to the [MiVoice 6910 IP Phone User Guide for MiVoice Connect](#).

